

# Concerto for Rail

Disrupt the industry and drive your business forward with Concerto — powerfully simple business modelling and simulations.

Concerto provides rail operators with unparalleled business scenario modelling and simulation.



## Model

Make the complex simple. Get a complete 360° view of your business to drive faster, more informed decisions.



## Visualise

Dive, analyse and get dirty with your data. Use cause and effect modelling to explore scenarios and their possibilities.



## Simulate

Experiment with Excel-friendly simulation and scenario modelling that enables parallel projections and rapid re-forecasting.



## Optimise

Empower your team to drive profit, performance and growth and confidently make decisions for the future.



# See the future. Act on it today.



## Cause and Effect Modelling

Answer the big questions—what's now and what's next? Our unique cause and effect modelling allows you to visualise the future, not just the past.



## Parallel Projections

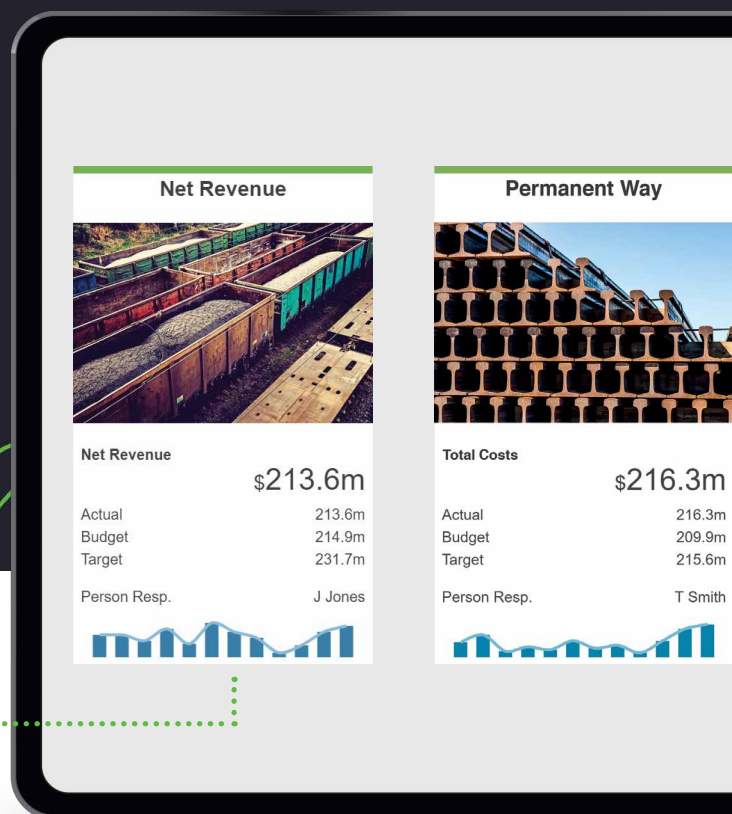
Concerto's high-performance calculation engine powers dynamic and layered business scenarios.



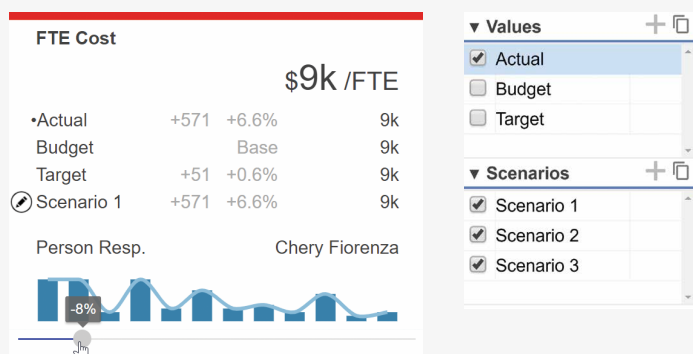
## Google Cloud

Powered by Google's world-class infrastructure and enterprise security, with no need for servers or software installation.

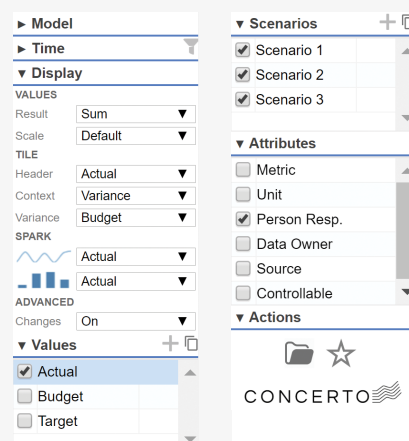
Enterprise modelling



Dynamic scenarios and simulation



Intuitive tools





Integrating operations and finance

Executive dashboards



Excel friendly

	A	B	C	D	E	F	G	H	I	J	K	L
1	Maintenance Cost											
2	Maintenance Cost - Actual											
3	Metric	Unit	Jan	Feb	Mar	April	May	Jun	Jul	Aug	Sep	
4	M1_1302	Maint. cost per Op. hour	\$/hr	129.98	137.06	118.37	128.85	117.12	127.06	133.32	122.11	133.1
5	M1_1303	TMM per Op. hour	TMM/hr	1,525.6	1,509.4	1,493.2	1,704.2	1,639.2	1,639.2	1,705.3	1,555.5	1,493
6	M1_1305	Type Price	\$/Tmm	51,644	49,895	51,156	44,823	43,848	52,818	44,336	51,156	43,8
7	M1_1307	Type Usage Ratio	\$/Tmm	0.001	0.001	0.001	0.001	0.001	0.001	0.001	0.001	0.001
8	M1_1309	Fuel Price	\$/Tmm	1,082	0.998	0.987	1,123	1,290	1,090	1,145	0.987	0.9
9	M1_1311	Burn Rate	\$/Tmm	143.2	150.1	119.6	134.0	124.8	140.6	130.1	140.6	123
10	M1_1312	Moving Rate	\$/Tmm / op hr	1,081.9	1,004.6	993.6	993.6	1,037.8	1,093.0	1,048.8	1,126.1	1,093
11	M1_1316	Expansion/Synergy	\$/Tmm	0.910	0.107	0.108	0.100	0.987	0.100	0.986	0.105	0.2
12	M1_1314	FTE Cost	\$/FTE	137,500	136,125	144,375	145,750	126,500	151,250	144,375	148,500	123,7
13	M1_1315	FTE per TO	FTE / TMM	0.001	0.001	0.001	0.001	0.105	0.001	0.001	0.001	0.9
14												
15												
16	Maintenance Cost - Scenario 3											
17	Metric	Unit	Jan	Feb	Mar	April	May	Jun	Jul	Aug	Sep	
18	M1_1302	Maint. cost per Op. hour	\$/hr	124.90	124.60	128.34	127.09	127.09	125.85	128.34	127.09	126.1
19	M1_1303	TMM per Op. hour	TMM/hr	1,671.7	1,639.2	1,699.2	1,655.5	1,671.7	1,623.0	1,639.2	1,671.7	1,655
20	M1_1305	Type Price	\$/Tmm	52,105	54,167	54,658	54,558	54,558	54,558	52,105	54,167	54.2
21	M1_1307	Type Usage Ratio	\$/Tmm	0.001	0.001	0.001	0.001	0.001	0.001	0.001	0.001	0.001
22	M1_1309	Fuel Price	\$/Tmm	1,071	1,071	1,071	1,050	1,050	1,071	1,815	1,090	1.0
23	M1_1311	Burn Rate	\$/Tmm	150.3	152.7	151.4	152.7	155.3	151.4	151.4	155.3	155
24	M1_1312	Moving Rate	\$/Tmm / op hr	1,126.1	1,115.0	1,137.1	1,137.1	1,137.1	1,126.1	1,124.0	1,137.1	1,137



Smarter business intelligence

## Pricing

### TRIAL

# FREE

Unlimited users

14 days

### SUBSCRIPTION

# \$48USD

User / month

Cancel anytime

### ENTERPRISE

## Flexible pricing

Single-Tenant

Contact us

[support@concertoanalytics.com](mailto:support@concertoanalytics.com)



## Cloud technology

- Rapid customisation.
- Business owned.
- High-performance simulation using embedded calculation engine.
- Integrate finance and operational data.
- No servers or software installation.
- Rapid account activation.
- Google Enterprise security and world-class infrastructure.

---

[concertoanalytics.com](https://concertoanalytics.com)