

Concerto for Manufacturing

Disrupt the industry and drive your business forward with Concerto — powerfully simple business modelling and simulations.

Concerto provides Executives, Operations Managers and Analysts with unparalleled business scenario modelling and simulation.



Model

Make the complex simple. Get a complete 360° view of your business to drive faster, more informed decisions.



Visualise

Dive, analyse and get dirty with your data. Use cause and effect modelling to explore scenarios and their possibilities.



Simulate

Experiment with Excel-friendly simulation and scenario modelling that enables parallel projections and rapid re-forecasting.



Optimise

Empower your team to drive profit, performance and growth and confidently make decisions for the future.



See the future. Act on it today.



Cause and Effect Modelling

Answer the big questions—what's now and what's next? Our unique cause and effect modelling allows you to visualise the future, not just the past.



Parallel Projections

Concerto's high-performance calculation engine powers dynamic and layered business scenarios.



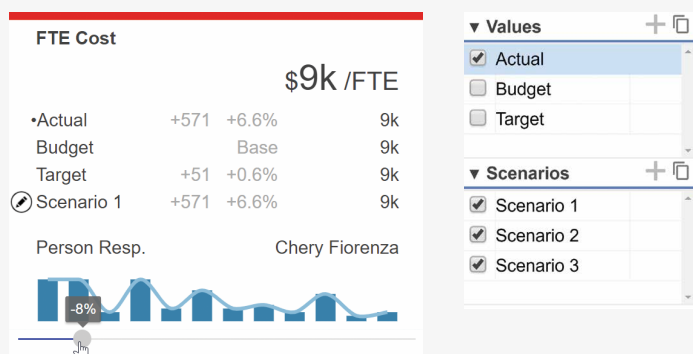
Google Cloud

Powered by Google's world-class infrastructure and enterprise security, with no need for servers or software installation.

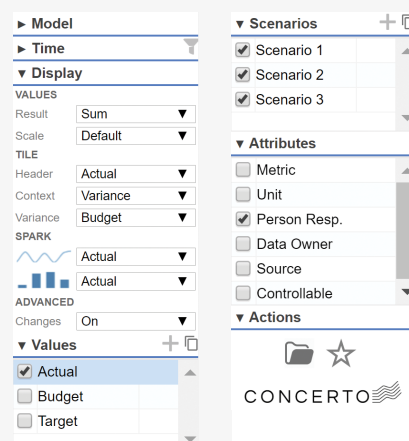


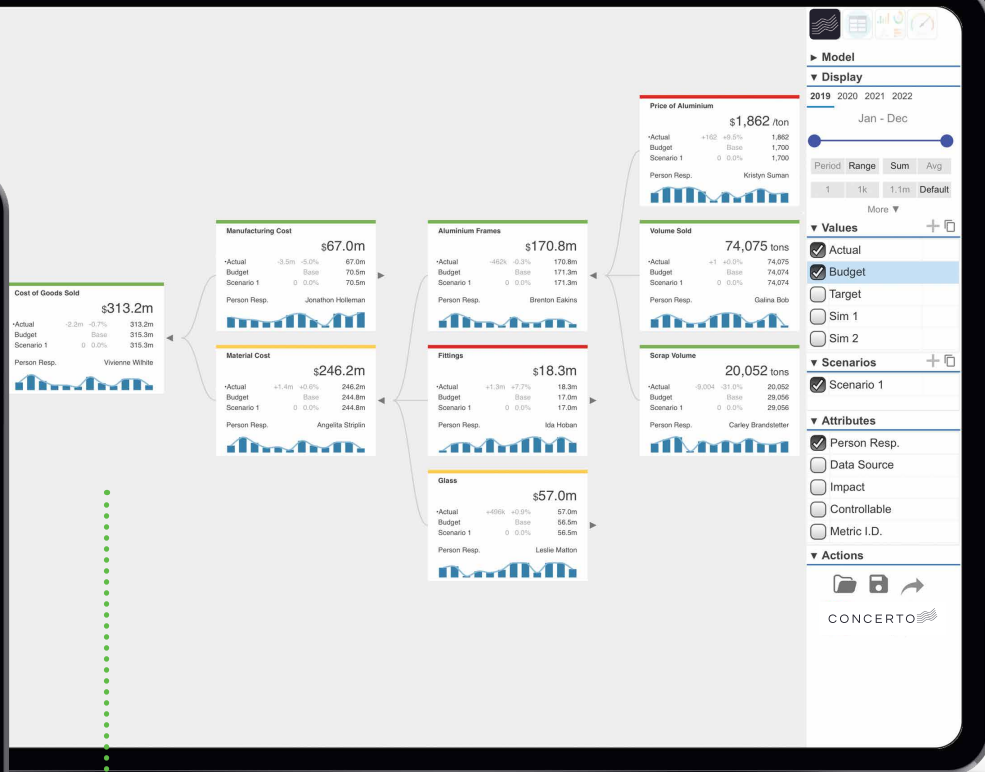

Enterprise modelling

Dynamic scenarios and simulation



Intuitive tools





Integrating operations and finance

Executive dashboards



Excel friendly

| | A | B | C | D | E | F | G | H | I |
|----|------------------------------------|--------------------|-----------|-----------|-----------|-----------|-----------|-----------|---|
| 1 | Cost of Goods Sold | | | | | | | | |
| 2 | Cost of Goods Sold - Actual | | | | | | | | |
| 3 | Metric | Unit | Jan | Feb | Mar | Apr | May | Jun | |
| 4 | MID0205 | Manufacturing Cost | 5,806,696 | 5,025,026 | 4,745,858 | 4,075,854 | 4,634,190 | 6,644,201 | |
| 5 | MID0210 | Price of Aluminium | 1,769 | 2,644 | 2,421 | 2,644 | 1,955 | 503 | |
| 6 | MID0211 | Volume Sold | 5,988 | 8,765 | 8,235 | 3,580 | 3,827 | 7,778 | |
| 7 | MID0212 | Scrap Volume | 1,587 | 2,055 | 2,356 | 585 | 1,788 | 1,337 | |
| 8 | MID0208 | Fittings | 657,371 | 1,467,619 | 1,498,194 | 993,700 | 1,987,400 | 1,192,440 | |
| 9 | MID0209 | Glass | 4,893,350 | 5,415,940 | 1,615,280 | 3,488,102 | 2,850,495 | 4,133,218 | |
| 10 | | | | | | | | | |
| 11 | | | | | | | | | |
| 12 | Cost of Goods Sold - Budget | | | | | | | | |
| 13 | Metric | Unit | Jan | Feb | Mar | Apr | May | Jun | |
| 14 | MID0205 | Manufacturing Cost | 6,097,031 | 4,824,025 | 6,217,074 | 4,584,956 | 6,812,259 | 9,634,091 | |
| 15 | MID0210 | Price of Aluminium | 1,716 | 2,538 | 2,300 | 2,360 | 1,349 | 749 | |
| 16 | MID0211 | Volume Sold | 5,864 | 4,259 | 5,864 | 4,630 | 5,494 | 7,593 | |
| 17 | MID0212 | Scrap Volume | 2,666 | 3,404 | 1,955 | 4,328 | 2,557 | 2,557 | |
| 18 | MID0208 | Fittings | 624,502 | 1,496,971 | 1,123,646 | 566,409 | 1,371,308 | 1,468,701 | |
| 19 | MID0209 | Glass | 5,138,018 | 2,816,289 | 1,906,030 | 2,809,163 | 1,824,317 | 4,670,536 | |



Smarter business intelligence

Pricing

TRIAL

FREE

Unlimited users

14 days

SUBSCRIPTION

\$48USD

User / month

Cancel anytime

ENTERPRISE

Flexible pricing

Single-Tenant

Contact us

support@concertoanalytics.com



Cloud technology

- Rapid customisation.
- Business owned.
- High-performance simulation using embedded calculation engine.
- Integrate finance and operational data.
- No servers or software installation.
- Rapid account activation.
- Google Enterprise security and world-class infrastructure.

concertoanalytics.com