

Concerto for Healthcare

Disrupt the industry and drive your business forward with Concerto — powerfully simple business modelling and simulations.

Concerto provides Executives, Clinical Service Managers and Senior Analysts with unparalleled business scenario modelling and simulation.



Model

Make the complex simple. Get a complete 360° view of your business to drive faster, more informed decisions.



Visualise

Dive, analyse and get dirty with your data. Use cause and effect modelling to explore scenarios and their possibilities.



Simulate

Experiment with Excel-friendly simulation and scenario modelling that enables parallel projections and rapid re-forecasting.



Optimise

Empower your team to drive profit, performance and growth and confidently make decisions for the future.



See the future. Act on it today.



Cause and Effect Modelling

Answer the big questions—what's now and what's next? Our unique cause and effect modelling allows you to visualise the future, not just the past.



Parallel Projections

Concerto's high-performance calculation engine powers dynamic and layered business scenarios.



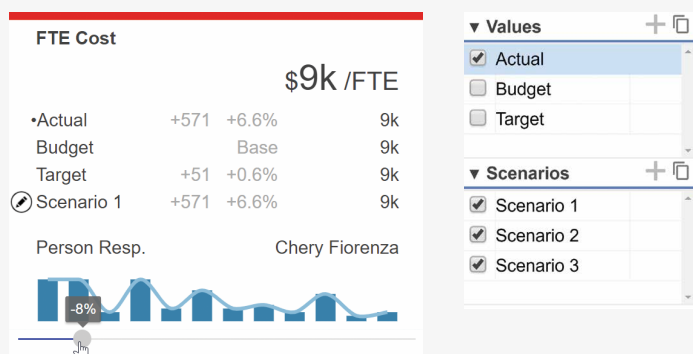
Google Cloud

Powered by Google's world-class infrastructure and enterprise security, with no need for servers or software installation.

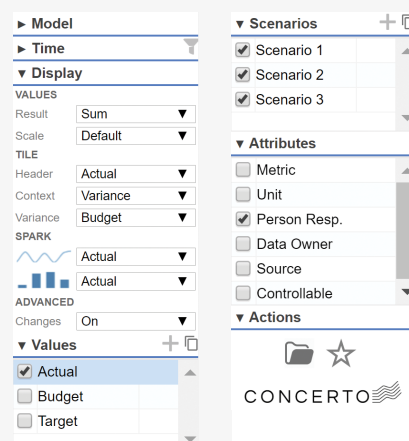
Enterprise modelling

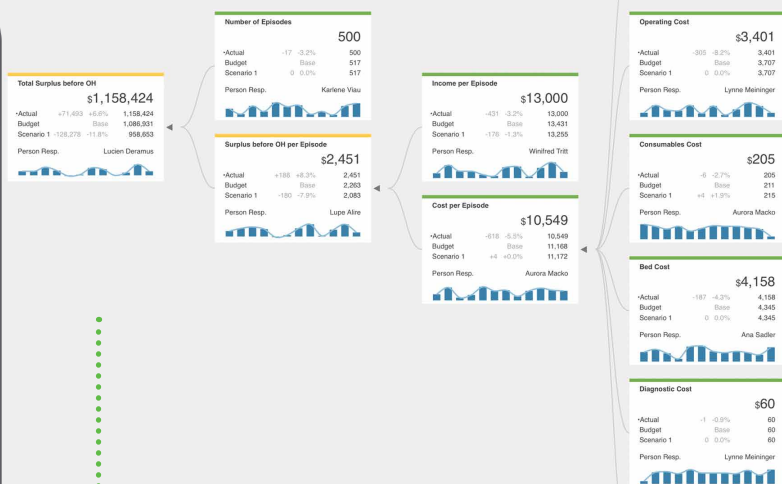
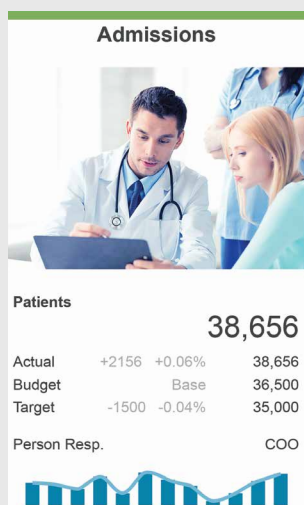


Dynamic scenarios and simulation



Intuitive tools





Integrating operations and finance

Executive dashboards



Excel friendly

Symphony for Healthcare - Actual											
Metric	Unit	Jan	Feb	Mar	Apr	May	Jun	Jul	Aug	Sep	Oct
MD0080	Number of Episodes	43	28	48	34	57	48	50	28	34	28
MD0082	Income per Episode	\$	12,000	14,000	12,740	12,800	11,340	11,220	14,000	14,170	11,850
MD0100	Operating Room Medical Cost	\$	1,782	2,104	882	1,872	2,080	1,880	1,540	1,530	1,764
MD0101	Ward Medical Cost	\$	389	382	381	378	381	433	470	386	449
MD0102	Pharm Used	Yrs	2,811	4,130	4,830	4,300	5,000	4,490	4,360	3,560	4,020
MD0103	Operating Room Cost per Hr. Used	\$/Hr	806	896	728	736	780	712	784	802	854
MD0086	Consumables Cost	\$	242	219	195	221	178	203	230	221	223
MD0105	ALLOS	#	1.8	1.8	1.9	1.9	1.9	1.9	1.8	1.9	1.9
MD0109	ICU Cost per Day	\$/day	1,836	1,289	1,280	1,440	1,540	1,835	1,575	1,785	1,425
MD0111	HCU Cost per Day	\$/day	1,191	786	1,092	1,018	840	786	903	795	881
MD0112	ALLOS	#	1.8	1.8	1.9	1.9	1.9	1.9	1.8	1.9	1.9
MD0113	Ward Cost per Day	\$/day	223	278	243	150	270	280	233	278	215
MD0114	ALLOS	#	6.5	6.1	6.1	6.8	8.1	7.3	6.0	6.4	6.5
MD0088	Diagnostic Cost	\$	30	82	65	97	71	61	61	60	57
MD0107	Other Services Indirect Costs	\$	255	336	180	318	354	315	318	315	336
MD0108	Nonlinear Play	\$	232	203	180	221	203	195	205	178	221

Symphony for Healthcare - Budget											
Metric	Unit	Jan	Feb	Mar	Apr	May	Jun	Jul	Aug	Sep	Oct
MD0080	Number of Episodes	#	52	25	45	36	62	41	50	33	29
MD0082	Income per Episode	\$	13,020	16,159	14,824	10,787	9,850	12,118	15,540	12,855	11,271
MD0100	Operating Room Medical Cost	\$	1,818	2,258	895	2,040	2,067	2,205	1,807	1,785	1,923
MD0101	Ward Medical Cost	\$	439	439	332	340	371	377	517	425	344



Smarter business intelligence

Pricing

TRIAL

FREE

Unlimited users

14 days

SUBSCRIPTION

\$48USD

User / month

Cancel anytime

ENTERPRISE

Flexible pricing

Single-Tenant

Contact us

support@concertoanalytics.com



Cloud technology

- Rapid customisation.
- Business owned.
- High-performance simulation using embedded calculation engine.
- Integrate finance and operational data.
- No servers or software installation.
- Rapid account activation.
- Google Enterprise security and world-class infrastructure.

concertoanalytics.com